

**AUDIT REPORT SUBMITTAL CHECKLIST
PURSUANT TO CHAPTER 10.700, RULES OF THE AUDITOR GENERAL**

Entity Name: TAYLOR COASTAL WATER AND SEWER DSITRICT

Contact Person Name and Title: LYNETTE SENTER, BOOKKEEPER

Contact Person Mailing Address: 18820 BEACH RD, PERRY, FL 32348

Contact Person Phone Number: 850-578-3043

Contact Person E-mail Address: TCWSD@FAIRPOINT.NET

Fiscal Year Audited: 9/30/2019

Date the auditor delivered the audit report to the entity: 6-1-2020

Does the audit report include the following items required by Section 10.730(4), Rules of the Auditor General:

- X The auditor's report on internal control and compliance based on an audit of the financial statements (see Section 10.730(4)(b), Rules of the Auditor General)?
- X The financial statements reported on, together with related notes to the financial statements and required supplementary information, required by generally accepted accounting principles (see Section 10.730(4)(d), Rules of the Auditor General)?
- X The auditor's report on the financial statements (see Section 10.730(4)(b), Rules of the Auditor General)?
- N/A Any other auditor's reports, related financial information, and auditee-prepared documents required pursuant to Title 2 U.S. Code of Federal Regulations Part 200, *Uniform Administrative Requirements, Cost Principles, and Audit Requirements for Federal Awards* (Uniform Guidance); the Florida Single Audit Act; Chapter 10.650, Rules of the Auditor General; and other applicable Federal and State law (see Section 10.730(4)(c), Rules of the Auditor General)?

In addition to the above, have the following requirements been complied with:

- X Are all of the elements of the audit report, as prescribed by Section 10.730(5), Rules of the Auditor General, included in a **single document** (see Section 10.730(4), Rules of the Auditor General)?
- X Are **one** paper copy and **one** electronic copy of the audit report being submitted as required by Section 10.740(2), Rules of the Auditor General?
- X Is the electronic copy named using all lower case letters as follows? [fiscal year] [name of entity].pdf. For example, the converted document for the 2018-19 fiscal year for "Example Nonprofit" entity should be named 2019 example nonprofit.pdf.

<u> X </u>	For direct-support and citizen-support organizations, is the audit report being submitted no later than 9 months after the end of the fiscal year (see Section 10.740(1), Rules of the Auditor General)?
<u> N/A </u>	For scholarship funding-organizations, is the audit report being submitted no later than 180 days after completion of the fiscal year of the auditee (see Section 10.740(1), Rules of the Auditor General)?
<u> N/A </u>	For Enterprise Florida, Inc., is the audit report being submitted within 45 days of delivery of the audit report to the auditee, but no later than 9 months after the end of the fiscal year of the auditee (see Section 10.740(1), Rules of the Auditor General)?
<u> N/A </u>	For Florida Is For Veterans, Inc., is the audit report being submitted within 45 days of delivery of the audit report to the auditee, but no later than December 1 after the end of the fiscal year of the auditee (see Section 10.740(1), Rules of the Auditor General)?
<u> N/A </u>	For Scripps Florida Funding Corporation, is the audit report being submitted within 45 days of delivery of the audit report to the auditee, but no later than December 1 after the end of the fiscal year of the auditee (see Section 10.740(1), Rules of the Auditor General)?

This checklist should accompany the audit report. It is suggested that you retain a copy of the checklist for your files. Do not hesitate to contact us if assistance or clarification is needed regarding reporting requirements. Our contact information is as follows:

Auditor General
Local Government Audits/342
Claude Pepper Building, Room 401
111 West Madison Street
Tallahassee, Florida 32399-1450

Telephone: (850) 412-2881

E-mail Address: flaudgen_dsb_charter@aud.state.fl.us

Web site Address: FLAuditor.gov

**TAYLOR COASTAL WATER
AND SEWER DISTRICT**

ANNUAL FINANCIAL REPORT

For the Fiscal Year Ended September 30, 2019

**TAYLOR COASTAL WATER
AND SEWER DISTRICT**

ANNUAL FINANCIAL REPORT

For the Fiscal Year Ended September 30, 2019

TABLE OF CONTENTS

	PAGE NO.
INTRODUCTORY SECTION	
List of Principal Officials	4
FINANCIAL SECTION	
Independent Auditor's Report	6 - 7
Management's Discussion and Analysis	8 - 10
Basic Financial Statements	
Statement of Net Position	12
Statement of Revenues, Expenses, and Changes in Net Position	13
Statement of Cash Flows	14
Notes to Financial Statements	15 - 29
REQUIRED SUPPLEMENTARY INFORMATION	
Schedule of Taylor Coastal Water & Sewer District's Proportionate Share of Net Pension Liability - Florida Retirement System and Health Insurance Subsidy	31
Schedule of Taylor Coastal Water & Sewer District's Contributions - Florida Retirement System	32
Notes to the Required Supplementary Information	33 - 34
COMPLIANCE SECTION	
Schedule of Expenditures of Federal Awards	36
Notes to Schedule of Expenditures of Federal Awards	37
Independent Auditor's Report on Internal Control Over Financial Reporting and Compliance and Other Matters Based on an Audit of Financial Statements Performed in Accordance with Government Auditing Standards	38 - 39
Management Letter Required by Chapter 10.550, <i>Rules of the Auditor General</i>	40 - 41
Independent Accountant's Report	42
Communication with Those Charged with Governance	43 - 44

INTRODUCTORY SECTION

**TAYLOR COASTAL WATER
AND SEWER DISTRICT**

LIST OF PRINCIPAL OFFICIALS

September 30, 2019

CHAIRMAN

Lynn Aibejeris

VICE CHAIRMAN

Gennie Malone

SECRETARY

Lynette Senter

COMMISSIONERS

**Diane Carlton
Steve Spradley
Steve Brown
Willie Huxford**

DISTRICT ATTORNEY

Mike Smith

FINANCIAL SECTION



Richard C. Powell, Jr., CPA
Marian Jones Powell, CPA

1359 S.W. Main Blvd.
Lake City, Florida 32025
386 / 755-4200
Fax: 386 / 719-5504
admin@powellandjonescpa.com

INDEPENDENT AUDITOR'S REPORT

To the Board of Commissioners
Taylor Coastal Water and Sewer District
Perry, Florida

Report on the Financial Statements

We have audited the accompanying financial statements of the business-type activities of Taylor Coastal Water and Sewer District (the District), as of and for the year ended September 30, 2019, and the related notes to the financial statements, which collectively comprise the District's basic financial statements as listed in the table of contents.

Management's Responsibility for the Financial Statements

Management is responsible for the preparation and fair presentation of these financial statements in accordance with accounting principles generally accepted in the United States of America; this includes the design, implementation, and maintenance of internal control relevant to the preparation and fair presentation of financial statements that are free from material misstatement, whether due to fraud or error.

Auditor's Responsibility

Our responsibility is to express an opinion on these financial statements based on our audit. We conducted our audit in accordance with auditing standards generally accepted in the United States of America and the standards applicable to financial audits contained in *Government Auditing Standards*, issued by the Comptroller General of the United States. Those standards require that we plan and perform the audit to obtain reasonable assurance about whether the financial statements are free from material misstatement.

An audit involves performing procedures to obtain audit evidence about the amounts and disclosures in the financial statements. The procedures selected depend on the auditor's judgment, including the assessment of the risks of material misstatement of the financial statements, whether due to fraud or error. In making those risk assessments, the auditor considers internal control relevant to the entity's preparation and fair presentation of the financial statements in order to design audit procedures that are appropriate in the circumstances, but not for the purpose of expressing an opinion on the effectiveness of the entity's internal control. Accordingly, we express no such opinion. An audit also includes evaluating the appropriateness of accounting policies used and the reasonableness of significant accounting estimates made by management, as well as evaluating the overall presentation of the financial statements.

We believe that the audit evidence we have obtained is sufficient and appropriate to provide a basis for our audit opinions.

Opinions

In our opinion, the financial statements referred to above present fairly, in all material respects, the respective financial position of the business-type activities of the Taylor Coastal Water and Sewer District, as of September 30, 2018, and the respective changes in financial position, and cash flows thereof for the year then ended in accordance with accounting principles generally accepted in the United States of America.

Other Matters

Required Supplementary Information

Accounting principles generally accepted in the United States of America require that the management's discussion and analysis and pension schedules listed in the table of contents be presented to supplement the basic financial statements. Such information, although not a part of the basic financial statements, is required by the Governmental Accounting Standards Board, who considers it to be an essential part of financial reporting for placing the basic financial statements in an appropriate operational, economic, or historical context. We have applied certain limited procedures to the required supplementary information in accordance with auditing standards generally accepted in the United States of America, which consisted of inquiries of management about the methods of preparing the information and comparing the information for consistency with management's responses to our inquiries, the basic financial statements, and other knowledge we obtained during our audit of the basic financial statements. We do not express an opinion or provide any assurance on the information because the limited procedures do not provide us with sufficient evidence to express an opinion or provide any assurance.

Other Information

Our audit was conducted for the purpose of forming an opinion on the financial statements that collectively comprise the Taylor Coastal Water and Sewer District's basic financial statements. The schedule of expenditures of federal awards and state financial assistance is presented for purposes of additional analysis and is not a required part of the basic financial statements.

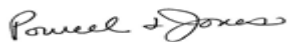
The schedule of expenditures of federal awards is the responsibility of management and was derived from and relate directly to the underlying accounting and other records used to prepare the basic financial statements. Such information has been subjected to the auditing procedures applied in the audit of the basic financial statements and certain additional procedures, including comparing and reconciling such information directly to the underlying accounting and other records used to prepare the basic financial statements or to the basic financial statements themselves, and other additional procedures in accordance with auditing standards generally accepted in the United States of America. In our opinion, the schedule of expenditures of federal awards is fairly stated in all material respects in relation to the basic financial statements as a whole.

Other Reporting Required by Government Auditing Standards

In accordance with *Government Auditing Standards*, we have also issued our report dated March 31, 2020, on our consideration of the Taylor Coastal Water and Sewer District's internal control over financial reporting and on our tests of its compliance with certain provisions of laws, regulations, contracts, and grant agreements and other matters. The purpose of that report is to describe the scope of our testing of internal control over financial reporting and compliance and the results of that testing, and not to provide an opinion on internal control over financial reporting or on compliance. That report is an integral part of an audit performed in accordance with *Government Auditing Standards* in considering Taylor Coastal Water and Sewer District's internal control over financial reporting and compliance.

Report on Summarized Comparative Information

We have previously audited Taylor Coastal Water and Sewer District's 2018 financial statements, and our report dated June 3, 2019, expressed an unmodified opinion on those audited financial statements. In our opinion, the summarized comparative information presented herein as of and for the year ended September 30, 2018, is consistent, in all material respects, with the audited financial statements from which it has been derived.



POWELL & JONES
Certified Public Accounts
March 31, 2020

TAYLOR COASTAL WATER AND SEWER DISTRICT

Management's Discussion and Analysis

September 30, 2019

The management of the Taylor Coastal Water and Sewer District (the District) offers readers of our financial statements the following narrative overview and analysis of our financial activities for the year ended September 30, 2019.

Basic Financial Statements

Our basic financial statements are prepared using proprietary fund (enterprise fund) accounting principles which is the same basis of accounting as private-sector business enterprises. The District is operated under one enterprise fund. Under this method of accounting, an economic resources measurement focus and the accrual basis of accounting is used.

Revenue is recorded when earned and expenses are recorded when incurred. The basic financial statements include a statement of net position, a statement of revenues, expenses and changes in net position, and a statement of cash flows. These are followed by notes to the financial statements.

The statement of net position presents information on the District's assets and liabilities, with the difference between the two reported as net position. Over time, increases or decreases in net position may serve as a useful indicator of whether the financial position of the District is improving or deteriorating.

The statement of revenues, expenses and changes in net position reports the operating revenues and expenses and nonoperating revenues and expenses of the District for the fiscal year with the difference - the net income or loss - being combined with any capital grants to determine the net change in assets for the fiscal year. That change combined with the net position at the end of the previous year total to the net position at the end of the current fiscal year.

The statement of cash flows reports cash and cash equivalent activities for the fiscal year resulting from operating activities, capital and related financing activities, noncapital and related financing activities and investing activities. The net result of these activities added to the beginning of the year cash balance total to the cash and cash equivalent balance at the end of the current fiscal year.

Condensed Financial Information

Condensed financial information from the statements of net position at September 30, 2019 and 2018, and revenues, expenses and changes in net position for the years then ended, follows:

TAYLOR COASTAL WATER AND SEWER DISTRICT
CONDENSED STATEMENT OF NET POSITION
September 30, 2019
(With Summarized Financial Information for September 30, 2018)

	September 30,	
	2019	2018
Net position		
Current and other assets	\$ 1,223,600	\$ 1,087,018
Capital assets, net	4,417,849	4,632,216
Total assets	<u>5,641,449</u>	<u>5,719,234</u>
Deferred outflows	<u>27,344</u>	<u>43,942</u>
Current liabilities	105,720	75,142
Long-term liabilities	1,323,988	1,396,358
Total liabilities	<u>1,429,708</u>	<u>1,471,500</u>
Deferred inflows	<u>40,277</u>	<u>14,272</u>
Net position:		
Invested in capital assets, net of related debt	3,163,310	3,349,133
Restricted	898,820	828,245
Unrestricted	136,678	100,026
Total net position	<u>\$ 4,198,808</u>	<u>\$ 4,277,404</u>
	For the Fiscal Year Ended September 30,	
	2019	2018
Change in net position		
Operating revenue:		
Revenue from water and sewer services	\$ 576,001	\$ 593,232
Miscellaneous	10,243	-
Total operating revenues	<u>586,244</u>	<u>593,232</u>
Operating expenses:		
Personnel services	145,312	165,035
Operating expenses	385,927	381,776
Total operating expenses, excluding depreciation	<u>531,239</u>	<u>546,811</u>
Depreciation	252,656	242,452
Total operating expenses, including depreciation	<u>783,895</u>	<u>789,263</u>
Operating loss	(197,651)	(196,031)
Net nonoperating revenue (expense)	(49,736)	(53,710)
Loss before capital contributions	(247,387)	(249,741)
Customer grinder pump contributions	78,000	42,000
FEMA grant revenue	90,791	243,112
EPA grant revenue	-	140,635
Change in net position	<u>(78,596)</u>	<u>176,006</u>
Beginning of year net position	4,277,404	4,101,398
End of year net position	<u>\$ 4,198,808</u>	<u>\$ 4,277,404</u>

During the year ended September 30, 2019, net position decreased by \$78,596, due to less grant revenue than the prior year.

Capital Assets and Debt Administration

Capital Assets

At September 30, 2019, the District had \$4.4 million invested in capital assets, consisting primarily of its water supply system and sewer system.

Capital Assets at September 30, 2019 and 2018

	<u>2019</u>	<u>2018</u>
Land	\$ 279,337	\$ 279,337
Construction in progress	77,146	-
Buildings and improvements	8,066,666	8,096,439
Equipment	<u>162,121</u>	<u>171,205</u>
	8,585,270	8,546,981
Accumulated depreciation	<u>(4,167,421)</u>	<u>(3,914,765)</u>
Capital assets, net	<u>\$ 4,417,849</u>	<u>\$ 4,632,216</u>

Debt Outstanding

At year-end, the District had \$1,241,442 in revenue bonds outstanding versus \$1,266,209 last year. The decrease of \$24,767 is due to the District making scheduled payments on the revenue bonds.

Financial Contact

The District's financial statements are designed to present users (citizens, taxpayers, customers, and creditors) with a general overview of the District's finances and to demonstrate the District's accountability. If you have questions about the report or need additional financial information, please contact the District's Office Manager at 18820 Beach Road, Perry, Florida 32348.

BASIC FINANCIAL STATEMENTS

TAYLOR COASTAL WATER AND SEWER DISTRICT
STATEMENT OF NET POSITION
September 30, 2019
(With Summarized Financial Information for September 30, 2018)

	<u>2019</u>	<u>2018</u>
ASSETS		
Current Assets		
Cash	\$ 1,185,971	\$ 974,736
Inventory of supplies	27,083	48,613
Accounts receivable, net	817	57,171
Prepaid expenses	9,729	6,498
Total current assets	<u>1,223,600</u>	<u>1,087,018</u>
Capital Assets		
Land	279,337	279,337
Construction in progress	77,146	-
Buildings and improvements	88,485	80,190
Water system	1,305,037	1,337,425
Sewer system	6,673,144	6,678,824
Machinery and equipment	162,121	171,204
	<u>8,585,270</u>	<u>8,546,980</u>
Accumulated depreciation	<u>(4,167,421)</u>	<u>(3,914,765)</u>
Total capital assets, net of accumulated depreciation	<u>4,417,849</u>	<u>4,632,215</u>
Total assets	<u>5,641,449</u>	<u>5,719,234</u>
DEFERRED OUTFLOWS OF RESOURCES		
	<u>27,344</u>	<u>43,942</u>
LIABILITIES		
Current liabilities		
Accounts payable	1,459	9,183
Accrued liabilities	16,617	33,234
Accrued interest payable	58,977	4,698
Current portion of long-term debt	28,667	28,027
Total current liabilities	<u>105,720</u>	<u>75,142</u>
Long-term Liabilities		
Retirement payable	1,165	1,279
Contract payable	16,000	18,754
Pension liability	80,951	121,269
CSB notes payable	9,197	13,081
2005A Revenue Bonds payable	317,495	325,015
2005B Revenue Bonds payable	538,000	550,000
2011A Revenue Bonds payable	361,180	366,960
Total long-term liabilities	<u>1,323,988</u>	<u>1,396,358</u>
Total liabilities	<u>1,429,708</u>	<u>1,471,500</u>
DEFERRED INFLOWS OF RESOURCES		
	<u>40,277</u>	<u>14,272</u>
NET POSITION		
Invested in capital assets, net of related debt	3,163,310	2,121,215
Restricted for debt service	109,306	92,102
Restricted for system expansion	789,514	736,143
Unrestricted	136,678	1,327,944
Total net position	<u>\$ 4,198,808</u>	<u>\$ 4,277,404</u>

TAYLOR COASTAL WATER AND SEWER DISTRICT
STATEMENT OF REVENUES, EXPENSES AND CHANGES IN NET POSITION
For the Fiscal Year Ended September 30, 2019
(With Summarized Financial Information for the Fiscal Year Ended September 30, 2018)

	<u>2019</u>	<u>2018</u>
OPERATING REVENUES		
Water services	\$ 267,138	\$ 264,332
Sewer services	290,529	290,444
Connection fees	14,900	14,078
Penalties	3,435	4,045
Miscellaneous	10,243	20,333
Total operating revenues	<u>586,244</u>	<u>593,232</u>
OPERATING EXPENSES		
Personnel services	145,312	165,035
Operating expenses	385,927	381,776
Depreciation	252,656	242,452
Total operating expenses	<u>783,895</u>	<u>789,263</u>
Operating loss	<u>(197,651)</u>	<u>(196,031)</u>
NONOPERATING REVENUES (EXPENSES)		
Interest revenue	4,543	2,537
Interest expense	(54,279)	(56,247)
Total nonoperating revenues (expenses)	<u>(49,736)</u>	<u>(53,710)</u>
Loss before capital contributions	<u>(247,387)</u>	<u>(249,741)</u>
CAPITAL CONTRIBUTIONS		
Grinder pump contributions	78,000	42,000
DEP grant revenue	-	38,250
EPA grant revenue	-	102,385
FEMA grant revenue	90,791	242,112
Total capital contributions	<u>168,791</u>	<u>425,747</u>
Change in net position	(78,596)	176,006
Net position at beginning of year	4,277,404	4,101,398
Net position at end of year	<u>\$ 4,198,808</u>	<u>\$ 4,277,404</u>

TAYLOR COASTAL WATER AND SEWER DISTRICT
STATEMENT OF CASH FLOWS
For the Fiscal Year Ended September 30, 2019
(With Summarized Financial Information for the Fiscal Year Ended September 30, 2018)

	2019	2018
Cash flows from operating activities:		
Cash received from customers	\$ 660,897	\$ 717,996
Cash payments to suppliers for goods and services	(385,116)	(576,834)
Cash payments for employee services	(145,312)	(152,668)
Net cash provided (used) by operating activities	130,469	(11,506)
Cash flows from capital and related financing activities:		
Additions to capital assets	(38,290)	(142,407)
Capital grants	90,791	556,056
Grinder pump contributions	78,000	42,000
Interest paid on debt	(54,279)	(56,247)
Net cash provided by capital and related financing activities	76,222	399,401
Cash flows from investing activities:		
Investment proceeds	4,543	2,537
Net cash provided by investing activities	4,543	2,537
Net increase in cash and cash equivalents	211,235	390,432
Cash and cash equivalents, beginning of year	974,736	584,303
Cash and cash equivalents, end of year	\$ 1,185,971	\$ 974,736
Reconciliation of operating loss to net cash provided by operating activities:		
Operating gain (loss)	\$ (197,651)	\$ (278,483)
Adjustments to reconcile operating gain to net cash provided by operating activities:		
Depreciation	252,656	242,452
(Increase) decrease in current assets:		
Customer and grant receivables	56,354	154,724
Inventories	21,530	(8,436)
Deferred outflows	16,598	3,202
Prepaid expenses	(3,231)	(1,192)
Increase (decrease) in current liabilities:		
Accounts payable	(7,724)	(35,995)
Deferred inflows	26,005	(2,286)
Pension liability	(40,318)	(74,423)
Accrued liabilities	6,250	(11,068)
Net cash provided by operating activities	\$ 130,469	\$ (11,506)

TAYLOR COASTAL WATER AND SEWER DISTRICT

NOTES TO FINANCIAL STATEMENTS

September 30, 2019

NOTE 1. DESCRIPTION OF ENTITY

Description of Operations

The Taylor Coastal Water and Sewer District (the District) is a special district unit of government created by Ordinance 2000-10 on October 2, 2000, by the Board of County Commissioners of Taylor County, Florida. The purpose of the District is to acquire, construct, operate and maintain a water and sewer system to serve unincorporated areas of Taylor County and other customers and users as the District may determine. The initial Commissioners of the District were the governing board of Taylor Coastal Utilities, Inc., a not-for-profit entity located in Taylor County, Florida. The initial water and sewer system was operated and maintained by Taylor Coastal Utilities, Inc. The District is involved in a large sewer project to include areas of unincorporated Taylor County, Florida. On July 3, 2003, the entire existing water system operated and maintained by Taylor Coastal Utilities, Inc. was transferred by bill of sale, warranty deed and assignment of easements to the District for a sum of \$10. The District currently serves approximately 507 water customers, 487 of which also receive sewer service.

Reporting Entity

In evaluating how to define the District, for financial reporting purposes, management has considered all potential component units. The decision to include a potential component unit in the reporting entity was made by applying the criteria set forth in GAAP. The basic, but not the only, criterion for including a potential component unit within the reporting entity is the governing body's ability to exercise oversight responsibility. The most significant manifestation of this ability is financial interdependency. Other manifestations of the ability to exercise oversight responsibility include, but are not limited to, the selection of governing authority, the designation of management, the ability to significantly influence operations, and accountability for fiscal matters. A second criterion used in evaluating potential component units is the scope of public service. Application of this criterion involves considering whether the activity benefits the government and/or its citizens, or whether the activity is conducted within the geographic boundaries of the government and is generally available to its citizens. A third criterion used to evaluate potential component units for inclusion or exclusion from the reporting entity is the existence of special financing relationships, regardless of whether the government is able to exercise oversight responsibilities. Based upon the application of these criteria, management determined that no potential component units existed which should be included within the reporting entity.

The District is a component unit of Taylor County, Florida. It is legally separate from other Taylor County agencies, but its governing body is appointed by the Taylor County Board of County Commissioners.

NOTE 2. SUMMARY OF SIGNIFICANT ACCOUNTING POLICIES

a. Basis of Presentation and Accounting

The District's basic financial statements are presented on the accrual basis of accounting and conform to accounting principles generally accepted in the United States of America. The District has elected under GASB Statement No. 20, *Accounting and Financial Reporting for Proprietary Funds and Other Governmental Activities That Use Proprietary Fund Accounting*, to apply all applicable GASB pronouncements as well as any applicable pronouncements of the Financial Accounting Standards Board, or any Accounting Research Bulletins issued on or before November 30, 1989, unless these pronouncements conflict with or contradict GASB pronouncements.

The accounts of the District are organized on the basis of a proprietary fund type, specifically an enterprise fund. The activities of this fund are accounted for with a separate set of self-balancing accounts that comprise the District's assets, liabilities, net position, revenues and expenses. Enterprise funds account for activities (i) that are financed with debt that is secured solely by a pledge of the net revenues from fees and charges of the activity; or (ii) that are required by laws or regulations that the activity's costs of providing services, including capital costs (such as depreciation or debt service), be recovered with fees and charges, rather than with taxes or similar revenues; or (iii) that the pricing policies of the activity establish fees and charges designed to recover its costs, including capital costs (such as depreciation or debt service).

The accounting and financial reporting treatment applied to the District is determined by its measurement focus. The transactions of the District are accounted for on a flow of economic resources measurement focus. With this measurement focus, all assets and all liabilities associated with the operations are included on the statements of net position. Net position (i.e., total assets net of total liabilities) are segregated into invested in capital assets, net of related debt; restricted for debt service; and unrestricted components.

Management of the District has made certain estimates and assumptions relating to the reporting of assets and liabilities and revenues and expenses to prepare these financial statements in conformity with generally accepted accounting principles. Actual results may differ from those estimates.

b. Cash Equivalents and Investments

The District considers all highly liquid investments (including restricted cash and investments) with maturities of three months or less when purchased to be cash equivalents. This includes bank certificates of deposit.

Investments are presented at fair value. Short-term investments generally mature or are otherwise available for withdrawal in less than one year. Restricted investments, which consist primarily of U.S. government securities designated for specific projects and required to be segregated pursuant to debt covenants, and restricted cash, which consists of a money market account, and is presented as restricted cash.

c. Material and Supplies

Materials and supplies inventory consist principally of spare parts that are recorded and expensed when purchased. Year end inventory is recorded at weighted average cost.

d. Capital Assets

The cost of additions to the utility plant and major replacements of retired units of property is capitalized. The District defines capital assets as assets with an initial, individual cost of more than \$500 and an estimated useful life in excess of two years. Cost includes direct labor, outside services, materials and transportation, employee fringe benefits, overhead, and interest on funds borrowed to finance construction. The District did not capitalize interest during the current fiscal year. As applicable in a fiscal year, the cost and accumulated depreciation of property sold or retired is deducted from capital assets, and any profit or loss resulting from the disposal is credited or charged in the nonoperating section of the statements of revenues, expenses and changes in net position. The cost of current repairs, maintenance, and minor replacements is charged to expense.

Depreciation has been provided over estimated useful lives of the assets using the straight-line method. The estimated useful lives are as follows:

Structures, pumps and other improvements	20 – 30 years
Office furniture, fixture and equipment	7 years

e. Long-Term Debt and Issuance Costs

Long-term debt is reported at face value, net of applicable discounts and deferred loss on refunding. Costs related to the issuance of debt are deferred and amortized over the lives of the various debt issues. Losses occurring from advance refundings of debt are deferred and amortized as interest expense over the remaining life of the old bonds, or the life of the new bonds, whichever is shorter.

f. Operating Revenues and Expenses

Operating revenues and expenses consist of those revenues that result from the ongoing principal operations of the District. Operating revenues consist primarily of charges for services. Nonoperating revenues and expenses consist of those revenues and expenses that are related to financing and investing type of activities and result from nonexchange transactions or ancillary activities. When an expense is incurred for purposes for which there are both restricted and unrestricted net position available, it is the District's policy to apply those expenses to restricted net position to the extent such are available and then to unrestricted net position.

g. Net Position

Net position comprises the various net earnings from operating income, nonoperating revenues and expenses, and capital contributions. Net position is classified in the following three components:

Invested in capital assets, net of related debt - This component of net position consists of capital assets, net of accumulated depreciation and reduced by the outstanding balances of any bonds, mortgages, notes or other liabilities that are attributable to the acquisition, construction or improvement of those assets. If there are significant unspent related debt proceeds at year-end, the portion of the debt attributable to the unspent proceeds is not included in the calculation of invested in capital assets, net of related debt. Rather, that portion of the debt is included in the same net position component as the unspent proceeds.

Restricted - This component of net position consists of constraints imposed by creditors (such as through debt covenants), grantors, contributors, or laws or regulations of other governments or constraints imposed by law through constitutional provisions or enabling legislation.

Unrestricted net position - This component of net position consists of net position that does not meet the definition of "restricted" or "invested" in capital assets, net of related debt."

NOTE 3. CASH

a. Cash

Cash is presented on the accompanying statements of net position as of September 30, 2019, as follows:

Cash and cash equivalents	<u>\$ 1,185,971</u>
Total cash and equivalents	<u><u>\$ 1,185,971</u></u>

b. Deposits

The financial institution in which the District's monies are deposited is certified as a "Qualified Public Depository," as required under the Florida Security for Public Deposits Act. This law requires every qualified public depository to deposit with the State Treasurer eligible collateral equal to or in excess of an amount to be determined by the State Treasurer. Therefore, the District's total deposits are insured by the Florida Depository Insurance Corporation and the Bureau of Collateral Securities, Division of Treasury, State Department of Insurance. The law requires the State Treasurer to ensure that funds are entirely collateralized throughout the fiscal year.

Section 218.415, *Florida Statutes*, authorizes the District to invest in the Local Government Surplus Funds Trust, direct obligations of the United States Government, obligations unconditionally guaranteed by the United States, time deposits and savings accounts of Florida Qualified Depositories, and Securities and Exchange Commission restricted money market funds with the highest credit quality rating from a nationally recognized rating agency. At year end, the District's invested funds were in a certificate of deposit at the "Qualified Public Depository" described above.

For financial reporting purposes, investments are categorized to give an indication of the level of custodial credit risk assumed by the District at year-end. Category 1 includes investments that are insured or registered, or for which the securities are held by the District or its agent in the District's name. At year end the District's investments was classified as Category 1.

NOTE 4. CUSTOMER AND OTHER ACCOUNTS RECEIVABLE

Customer and other accounts receivables were as follows:

Utility services accounts	<u>\$ 817</u>
Net	<u><u>\$ 817</u></u>

Based upon collection history, the District has determined an allowance for doubtful accounts is not required for these receivables.

NOTE 5. CAPITAL ASSETS

Capital asset activity for the fiscal year ended September 30, 2019, follows:

	Balance Sept. 30, 2018	Reclassification Increases	Reclassification Decreases	Balance Sept. 30, 2019
Capital assets, not being depreciated:				
Land	\$ 279,337	\$ -	\$ -	\$ 279,337
Construction in progress	-	77,146	-	77,146
Total capital assets not being depreciated:	279,337	77,146	-	356,483
Capital assets, being depreciated:				
Water system	1,337,424	-	(32,388)	1,305,036
Sewer system	6,678,824	-	(5,680)	6,673,144
District building	80,192	8,293	-	88,485
Equipment	171,204	-	(9,083)	162,121
	8,267,644	8,293	(47,151)	8,228,786
Less: accumulated depreciation	(3,914,765)	-	(252,656)	(4,167,421)
Total capital assets being depreciated	4,352,879	8,293	(526,310)	4,061,365
Total capital assets	\$ 4,632,216	\$ 85,439	\$ (526,310)	\$ 4,417,849

Depreciation for the year was \$252,656.

On June 22, 2012, the District was granted approximately twelve acres of land from the Suwannee River Water Management District. The deed of conveyances requires the property to be exclusively used as a wellfield and to house the District's offices, and contains a reverter clause if those uses are not maintained.

NOTE 6. ACCOUNTS PAYABLE AND ACCRUED EXPENSES

Accounts payable and accrued expenses were as follows:

Contractors and vendors	\$ 18,076
Accrued interest	58,977
Total	<u>\$ 77,053</u>

NOTE 7. LONG-TERM DEBT

Revenue Bonds - The District has issued bonds where the income derived from the acquired constructed assets is pledged to pay debt service. The following revenue bonds were outstanding at September 30, 2019:

Water and Sewer System Revenue Bonds, Series 2005A - The District issued the 2005A Series Bonds to refinance debt previously owed to USDA Rural Development by the Taylor Coastal Utilities, Inc.

Revenues derived from the operation of the water and sewer system are pledged to service this debt. The outstanding balance at September 30, 2019, was \$324,715. The Bond Certificates mature annually from September 1, 2008 through September 1, 2044. The interest rate on the certificates is 4.25%.

Water and Sewer System Revenue Bonds, Series 2005B - The District issued the 2005B Series Bonds to pay off the interim financing notes issued July 18, 2003. Revenues derived from the operation of the water and sewer system are pledged to service this debt. The outstanding balance at September 30, 2019, was \$550,000. The Bond Certificates will mature annually from September 1, 2008 through September 1, 2044. The interest on the certificates is 4.25%.

Water and Sewer System Revenue Bonds, Series 2011A - The District issued the 2011A Series Bonds to refinance debt previously owed to Capital City Bank by the Taylor Coastal Water and Sewer District. Revenues derived from the operation of the water and sewer system are pledged to service this debt. The outstanding balance at September 30, 2019 was \$366,727. The Bond certificates mature annually from September 1, 2011 through September 1, 2050. The interest rate on the certificates is 4.375%.

Reserve Account - A reserve account is required by the two bond issues to accumulate sufficient funds to be used for: (a) repair and replacement of the water and sewer systems due to catastrophe, (b) construction of improvements to increase net revenues, and (c) payment of any principal and interest if the funds of the debt service account are insufficient. A yearly set aside amount of \$5,826 is to be made until a maximum reserve amount of \$58,159 is accumulated for the Revenue Bonds. At September 30, 2019, \$78,984 had been set aside in this reserve.

Revenue bond debt service requirements to maturity, including \$871,895 of interest, are as follows:

Fiscal Year Ending September 30	Series 2005A	Series 2005B	Series 2011A	Total
2020	21,809	36,375	21,834	80,018
2021	21,469	35,823	21,834	79,126
2022	21,129	36,270	21,834	79,233
2023	21,789	35,675	21,834	79,298
2024	21,407	36,080	21,834	79,321
2025-2028	85,675	144,646	87,336	317,657
2029-2033	105,818	180,731	109,170	395,719
2034-2038	107,007	181,314	109,170	397,491
2039-2043	106,964	180,498	109,170	396,632
2044-2048	19,520	36,491	109,170	165,181
2049-2050	-	-	43,661	43,661
	532,587	903,903	676,847	2,113,337
Interest amount	(207,872)	(353,903)	(310,120)	(871,895)
Total	\$ 324,715	\$ 550,000	\$ 366,727	\$ 1,241,442

A schedule of changes in long-term debt follows:

	Balance October 1, 2018	Increase	Decrease	Balance September 30, 2019	Due Within One Year
Series 2005A	\$ 331,935	\$ -	\$ (7,220)	\$ 324,715	\$ 7,220
Series 2005B	562,000	-	(12,000)	550,000	12,000
Series 2011A	372,274	-	(5,547)	366,727	5,547
CSB loan payable	16,874	-	(3,777)	13,097	3,900
Pension liability	121,269	-	(40,318)	80,951	-
	<u>\$ 1,404,352</u>	<u>\$ -</u>	<u>\$ (68,862)</u>	<u>\$ 1,335,490</u>	<u>\$ 28,667</u>

NOTE 8. LONG-TERM CONTRACT PAYABLE

On July 5, 2002, Taylor Coastal Utilities, the predecessor entity, entered into a contract with a developer whereby the District would reimburse the developer \$500 per water connection fee as vacant lots were sold. As of September 30, 2019, the District's liabilities to the developer were \$16,000, representing 32 unsold lots with water service.

NOTE 9. CITIZENS STATE BANK COMMERCIAL PROMISSORY NOTE

The District entered into a note on October 11, 2017 for the purchase of a 2017 Ford F-150. The note will be paid according to the following schedule: 59 consecutive payments of principal and interest in the amount of \$386 per month. Interest will begin to accrue at the inception date of the note with fixed annual interest at 5.5%. The future minimum payments at September 30, 2019, are as follows:

September 30,	Principal	Interest	Minimum Payments
2020	\$ 3,900	\$ 732	\$ 4,632
2021	4,234	398	4,632
2022	4,240	161	4,401
2023	723	368	1,091
	<u>\$ 13,097</u>	<u>\$ 1,659</u>	<u>\$ 14,756</u>

NOTE 10. RISK MANAGEMENT

The District is exposed to various risks of loss related to torts, theft of, damage to and destruction of assets, errors and omissions; and natural disasters for which the District carries commercial insurance. Insurance against losses are provided for the following types of risk:

- Workers' Compensation and Employer's Liability
- General and Automobile Liability
- Real and Personal Property Damage
- Public Officials' Liability

NOTE 11. CONTINGENT LIABILITIES

Amounts received or receivable from grantor agencies are subject to audit and adjustment by grantor agencies, principally the State and Federal governments. Any disallowed claims, include amounts already collected, may constitute a liability of the applicable funds. The amount, if any, of expenditures which may be disallowed by the grantor cannot be determined at this time, although the District expects such amounts, if any, to be immaterial.

NOTE 12. COMPARATIVE DATA

Comparative total data for the prior year have been presented in the accompanying financial statements in order to provide an understanding of changes in the District's financial position and operations. However, comparative data and related disclosures have not been presented in all statements because their inclusion would make certain statements unduly complex and difficult to understand. Certain elements of the prior year data have been reclassified for comparability purposes.

NOTE 13. SUBSEQUENT EVENTS

In March 2020, the World Health Organization made the assessment that the outbreak of a novel coronavirus (COVID-19) was characterized as a pandemic. As a result, uncertainties have arisen that may have a significant negative impact on the operating activities and results of the Country. The occurrence and extent of such an impact will depend on future developments, including (i) the duration and spread of the virus, (ii) government quarantine measures, (iii) voluntary and precautionary restrictions on travel or meetings, (iv) the effects on the financial markets, and (v) the effects on the economy overall, all of which are uncertain.

NOTE 14. RETIREMENT PLANS

Florida Retirement System:

General Information - All of the District's employees participate in the Florida Retirement System (FRS). As provided by Chapters 121 and 112, Florida Statutes, the FRS provides two cost sharing, multiple employer defined benefit plans administered by the Florida Department of Management Services, Division of Retirement, including the FRS Pension Plan ("Pension Plan") and the Retiree Health Insurance Subsidy ("HIS Plan"). Under Section 121.4501, Florida Statutes, the FRS also provides a defined contribution plan ("Investment Plan") alternative to the FRS Pension Plan, which is administered by the State Board of Administration ("SBA"). As a general rule, membership in the FRS is compulsory for all employees working in a regularly established position for a state agency, District government, district school board, state university, community college, or a participating city or special district within the State of Florida. The FRS provides retirement and disability benefits, annual cost-of-living adjustments, and death benefits to plan members and beneficiaries. Benefits are established by Chapter 121, Florida Statutes, and Chapter 60S, Florida Administrative Code. Amendments to the law can be made only by an act of the Florida State Legislature.

The State of Florida annually issues a publicly available financial report that includes financial statements and required supplementary information for the FRS. The latest available report may be obtained by writing to the State of Florida Division of Retirement, Department of Management Services, P.O. Box 9000, Tallahassee, Florida 32315-9000, or from the Web site:

www.dms.myflorida.com/workforce_operations/retirement/publications.

Pension Plan

Plan Description - The Pension Plan is a cost-sharing multiple-employer defined benefit pension plan, with a Deferred Retirement Option Program ("DROP") for eligible employees.

Benefits Provided - Benefits under the Pension Plan are computed on the basis of age, average final compensation, and service credit. For Pension Plan members enrolled before July 1, 2011, Regular

class members who retire at or after age 62 with at least six years of credited service or 30 years of service regardless of age are entitled to a retirement benefit payable monthly for life, equal to 1.6% of their final average compensation based on the five highest years of salary, for each year of credited service. Vested members with less than 30 years of service may retire before age 62 and receive reduced retirement benefits. Special Risk Administrative Support class members who retire at or after age 55 with at least six years of credited service or 25 years of service regardless of age are entitled to a retirement benefit payable monthly for life, equal to 1.6% of their final average compensation based on the five highest years of salary, for each year of credited service. Special Risk class members (sworn law enforcement officers, firefighters, and correctional officers) who retire at or after age 55 with at least six years of credited service, or with 25 years of service regardless of age, are entitled to a retirement benefit payable monthly for life, equal to 3.0% of their final average compensation based on the five highest years of salary for each year of credited service. Senior Management Service class members who retire at or after age 62 with at least six years of credited service or 30 years of service regardless of age are entitled to a retirement benefit payable monthly for life, equal to 2.0% of their final average compensation based on the five highest years of salary for each year of credited service. Elected Officers' class members who retire at or after age 62 with at least six years of credited service or 30 years of service regardless of age are entitled to a retirement benefit payable monthly for life, equal to 3.0% (3.33% for judges and justices) of their final average compensation based on the five highest years of salary for each year of credited service.

For Plan members enrolled on or after July 1, 2011, the vesting requirement is extended to eight years of credited service for all these members and increasing normal retirement to age 65 or 33 years of service regardless of age for Regular, Senior Management Service, and Elected Officers' class members, and to age 60 or 30 years of service regardless of age for Special Risk and Special Risk Administrative Support class members. Also, the final average compensation for all these members will be based on the eight highest years of salary.

As provided in Section 121.101, Florida Statutes, if the member is initially enrolled in the Pension Plan before July 1, 2011, and all service credit was accrued before July 1, 2011, the annual cost-of-living adjustment is three percent per year. If the member is initially enrolled before July 1, 2011, and has service credit on or after July 1, 2011, there is an individually calculated cost-of-living adjustment. The annual cost-of-living adjustment is a proportion of three percent determined by dividing the sum of the pre-July 2011 service credit by the total service credit at retirement multiplied by three percent. Plan members initially enrolled on or after July 1, 2011, will not have a cost-of-living adjustment after retirement.

In addition to the above benefits, the DROP program allows eligible members to defer receipt of monthly retirement benefit payments while continuing employment with a FRS employer for a period not to exceed 60 months after electing to participate. Deferred monthly benefits are held in the FRS Trust Fund and accrue interest. There are no required contributions by DROP participants

Contributions – Effective July 1, 2011, all enrolled members of the FRS, other than DROP participants, are required to contribute three percent of their salary to the FRS. In addition to member contributions, governmental employers are required to make contributions to the FRS based on state-wide contribution rates established by the Florida Legislature. These rates are updated as of July 1 of each year. The employer contribution rates by job class for the periods from October 1, 2018 through June 30, 2019 and from July 1, 2019 through September 30, 2019, respectively, were as follows: Regular—8.26% and 8.47%; Special Risk Administrative Support—34.98% and 38.59%; Special Risk—24.50% and 25.48%; Senior Management Service—24.06% and 25.41%; Elected Officers—48.70% and 48.82%; and DROP participants—14.03% and 14.60%. These employer contribution rates include 1.66% and 1.66% HIS Plan subsidy for the periods October 1, 2018 through June 30, 2019 and from July 1, 2019 through September 30, 2019, respectively.

The District's contributions, including employee contributions, to the Pension Plan totaled \$8,128 for the fiscal year ended September 30, 2019.

Pension Liabilities, Pension Expense, and Deferred Outflows of Resources and Deferred Inflows of Resources Related to Pensions – At September 30, 2019, the District reported a liability of \$54,425 for its proportionate share of the Pension Plan’s net pension liability. The net pension liability was measured as of July 1, 2019, and the total pension liability used to calculate the net pension liability was determined by an actuarial valuation as of July 1, 2019. The District’s proportionate share of the net pension liability was based on the District’s 2018-19 fiscal year contributions relative to the 2017-2018 fiscal year contributions of all participating members. At June 30, 2019, the District’s proportionate share was .000158035 percent, which was a decrease of .000102598 percent from its proportionate share measured as of June 30, 2018.

For the fiscal year ended September 30, 2019, the District recognized pension expense of \$11,573. In addition, the District reported deferred outflows of resources and deferred inflows of resources related to pensions from the following sources:

Description	Deferred Outflows of Resources	Deferred Inflows of Resources
Differences between expected and actual experience	\$ 3,228	\$ 34
Changes in assumptions	13,979	-
Net difference between projected and actual earnings on Pension Plan investments	-	3,011
Changes in proportion and differences between Town Pension Plan contributions and proportionate share of contributions	1,869	18,584
Town Pension Plan contributions subsequent to the measurement date	1,844	-
Total	\$ 20,920	\$ 21,629

The deferred outflows of resources related to the Pension Plan, totaling \$1,844 resulting from District contributions to the Plan subsequent to the measurement date, will be recognized as a reduction of the net pension liability in the fiscal year ended September 30, 2019. Other amounts reported as deferred outflows of resources and deferred inflows of resources related to the Pension Plan will be recognized in pension expense as follows:

Fiscal Year Ending	
September 30,	
2020	\$ (926)
2021	(279)
2022	(675)
2023	(509)
2024	(131)
Thereafter	(33)
	\$ (2,553)

Actuarial Assumptions – The total pension liability in the June 30, 2019 actuarial valuation was determined using the following actuarial assumption, applied to all period included in the

measurement:

Inflation	2.60%
Salary increases	3.25% ,average, including inflation
Investment rate of return	6.90% ,net pension plan investment, including inflation

Mortality rates were based on the Generational RP-2000 with Projection Scale BB tables.

The actuarial assumptions used in the July 1, 2019, valuation were based on the results of an actuarial experience study for the period July 1, 2008 through June 30, 2013.

The long-term expected rate of return on Pension Plan investments was not based on historical returns, but instead is based on a forward-looking capital market economic model. The allocation policy's description of each asset class was used to map the target allocation to the asset classes shown below. Each asset class assumption is based on a consistent set of underlying assumptions and includes an adjustment for the inflation assumption. The target allocation and best estimates of arithmetic and geometric real rates of return for each major asset class are summarized in the following table:

Asset Class	Target Allocation (1)	Annual Arithmetic Return	Compound Annual (Geometric Return)	Standard Deviation
Cash	1.00%	3.30%	3.30%	1.20%
Fixed income	18.00%	4.10%	4.10%	3.50%
Global equity	54.00%	8.00%	6.80%	16.50%
Real estate (property)	10.00%	6.70%	6.10%	11.70%
Private equity	11.00%	11.20%	8.40%	25.80%
Strategic investments	6.00%	5.90%	5.70%	6.70%
Total	100.00%			
Assumed inflation - Mean			2.60%	1.70%

(1) As outlined in the Pension Plan's investment policy

Discount Rate - The discount rate used to measure the total pension liability was 6.90%. The Pension Plan's fiduciary net position was projected to be available to make all projected future benefit payments of current active and inactive employees. Therefore, the discount rate for calculation the total pension liability is equal to the long-term expected rate of return.

Sensitivity of the District's Proportionate Share of the Net Position Liability to Changes in the Discount Rate - The following represents the District's proportionate share of the net pension liability calculated using the discount rate of 6.90%, as well as what the District's proportionate share of the net pension liability would be if it were calculated using a discount rate that is one percentage point lower (5.90%) or one percentage point higher (7.90%) than the current rate:

	Decrease 5.90%	Current Discount Rate 6.90%	Increase 7.90%
District's proportionate share of the net pension liability	<u>\$ 94,083</u>	<u>\$ 54,425</u>	<u>\$ 21,304</u>

Pension Plan Fiduciary Net Position - Detailed information regarding the Pension Plan's fiduciary net position is available in the separately issued FRS Pension Plan and Other State-Administered Systems Comprehensive Annual Financial Report.

Payables to the Pension Plan - At September 30, 2019, the District reported a payable in the amount of \$3,659 for outstanding contributions to the Pension Plan required for the fiscal year ended September 30, 2019.

HIS Plan

Plan Description - The HIS Plan is a cost-sharing multiple-employer defined benefit pension plan established under Section 112.363, Florida Statutes, and may be amended by the Florida legislature at any time. The benefit is a monthly payment to assist retirees of State-administered retirement systems in paying their health insurance costs and is administered by the Florida Department of Management Services, Division of Retirement.

Benefits Provided - For the fiscal year ended September 30, 2019, eligible retirees and beneficiaries received a monthly HIS payment of \$5 for each year of creditable service completed at the time of retirement, with a minimum HIS payment of \$30 and a maximum HIS payment of \$150 per month. To be eligible to receive these benefits, a retiree under a State-administered retirement system must provide proof of health insurance coverage, which may include Medicare.

Contributions - The HIS Plan is funded by required contributions from FRS participating employers as set by the Florida Legislature. Employer contributions are a percentage of gross compensation for all active FRS members. For the fiscal year ended September 30, 2019, the HIS contribution for the period October 1, 2018 through June 30, 2019 and from July 1, 2019 through September 30, 2019 was 1.66% and 1.66%, respectively. The District contributed 100% of its statutorily required contributions for the current and preceding three years. HIS Plan contribution are deposited in a separate trust fund from which payments are authorized. HIS Plan benefits are not guaranteed and are subject to annual legislative appropriation. In the event legislative appropriation or available funds fail to provide full subsidy benefits to all participants, benefits may be reduced or cancelled.

The District's contributions to the HIS Plan totaled \$2,183 for the fiscal year ended September 30, 2019.

Pension Liabilities, Pension Expense, and Deferred Outflows of Resources and Deferred Inflows of Resources Related to Pensions - At September 30, 2019, the District reported a liability of \$26,526 for its proportionate share of the HIS Plan's net pension liability. The net pension liability was measured as of June 30, 2019, and the total pension liability used to calculate the net pension liability was determined by an actuarial valuation as of July 1, 2018. The District's proportionate share of the net pension liability was based on the District's 2018-19 fiscal year contributions relative to the 2017-18 fiscal year contributions of all participating members. At June 30, 2019, the District's proportionate share was .000237075 percent, which was an decrease of .000166976 percent from its proportionate share measured as of June 30, 2018.

For the fiscal year ended September 30, 2019, the District recognized pension expense of \$37. In addition the District reported deferred outflows of resources and deferred in flows of resources related to pensions from the following sources:

Description	Deferred Outflows of Resources	Deferred Inflows of Resources
Differences between expected and actual experience	\$ 322	\$ 32
Changes in assumptions	3,071	2,168
Net difference between projected and actual earnings on HIS Plan investments	17	-
Changes in proportion and differences between Town HIS Plan contributions and proportionate share of contributions	2,504	16,448
Town HIS Plan contributions subsequent to the measurement date	510	-
Total	\$ 6,424	\$ 18,648

The deferred outflows of resources related to the HIS Plan, totaling \$510 resulting from District contributions to the HIS Plan subsequent to the measurement date, will be recognized as a reduction of the net pension liability in the fiscal year ended September 30, 2019. Other amounts reported as deferred outflows of resources and deferred inflows of resources related to the HIS Plan will be recognized in pension expense as follows:

Fiscal Year Ending September 30,	
2020	\$ (5,427)
2021	(4,343)
2022	(2,377)
2023	1,726
2024	(314)
Thereafter	(1,999)
	\$ (12,734)

Actuarial Assumptions – The total pension liability in the July 1, 2019, based upon an actuarial valuation on July 1, 2018, was determined using the following actuarial assumptions, applied to all periods included in the measurement:

Inflation	2.60%
Salary increases	3.25% ,average, including inflation
Municipal bond rate	3.50%

Mortality rates were based on the Generational RP-2000 with Projection Scale BB tables.

The actuarial assumptions used in the July 1, 2018, valuation were based on the results of an actuarial experience study for the period July 1, 2008 through June 30, 2019.

Discount Rate - The discount rate used to measure the total pension liability was 3.50%. In general, the discount rate for calculating the total pension liability is equal to the single rate equivalent to discounting at the long-term expected rate of return for benefit payments prior to the projected depletion date. Because the HIS benefit is essentially funded on a pay-as-you-go basis, the depletion date is considered to be immediate, and the single equivalent discount rate is equal to the municipal bond rate selected by the HIS Plan sponsor. The Bond Buyer General Obligation 20-Bond Municipal Bond Index was adopted as the applicable municipal bond index.

Sensitivity of the District's Proportionate Share of the Net Position Liability to Changes in the Discount Rate - The following represents the District's proportionate share of the net pension liability calculated using the discount rate of 3.50%, as well as what the District's proportionate share of the net pension liability would be if it were calculated using a discount rate that is one percentage point lower (2.50%) or one percentage point higher (4.50%) than the current rate:

	Decrease 2.50%	Current Discount Rate 3.50%	Increase 4.50%
District's proportionate share of the net pension liability	<u>\$ 30,281</u>	<u>\$ 26,526</u>	<u>\$ 23,399</u>

Pension Plan Fiduciary Net Position - Detailed information regarding the HIS Plan's fiduciary net position is available in the separately issued FRS Pension Plan and Other State-Administered Systems Comprehensive Annual Financial Report.

Payables to the Pension Plan - At September 30, 2019, the District reported a payable in the amount of \$736 for outstanding contributions to the HIS Plan required for the fiscal year ended September 30, 2019.

Investment Plan

The SBA administers the defined contribution plan officially titled the FRS Investment Plan. The investment Plan is reported in the SBA's annual financial statements and in the State of Florida Comprehensive Annual Financial Report.

As provided in Section 121.4501, Florida Statutes, eligible FRS members may elect to participate in the Investment Plan in lieu of the FRS defined benefit plan. District employees participating in DROP are not eligible to participate in the Investment Plan. Employer and employee contributions, including amounts contributed to individual member's accounts, are defined by law, but the ultimate benefit depends in part on the performance of investment funds. Benefit terms, including contribution requirements, for the Investment Plan are established and may be amended by the Florida Legislature. The Investment Plan is funded with the same employer and employee contribution rates that are based on salary and membership class (Regular Class, Elected District Officers, etc.), as the Pension Plan. Contributions are directed to individual member accounts, and the individual members allocate contributions and account balances among various approved investment choices. Costs of administering the Investment Plan, including the FRS Financial Guidance Program, are funded through an employer contribution of 0.04 percent of payroll and by forfeited benefits of plan members. Allocations to the investment member's accounts during the 2018-19 fiscal year, as established by Section 121.72, Florida Statutes, are based on a percentage of gross compensation, by class, as

follows: Regular class 3.30%, Special Risk Administrative Support class 3.30%, Special Risk class 11.00%, Senior Management Service class 4.95% and District Elected Officers class 8.34%.

For all membership classes, employees are immediately vested in their own contributions and are vested after one year of service for employer contributions and investment earnings. If an accumulated benefit obligation for service credit originally earned under the Pension Plan is transferred to the Investment Plan, the member must have the years of service required for Pension Plan vesting (including the service credit represented by the transferred funds) to be vested for these funds and the earnings on the funds. Non-vested employer contributions are placed in a suspense account for up to five years. If the employee returns to FRS-covered employment within the five-year period, the employee will regain control over their account. If the employee does not return within the five-year period, the employee will forfeit the accumulated account balance. For the fiscal year ended September 30, 2017, the information for the amount of forfeitures was unavailable from the SBA; however, management believes that these amounts, if any, would be immaterial to the District.

After termination and applying to receive benefits, the member may rollover vested funds to another qualified plan, structure a periodic payment under the Investment Plan, receive a lump sum distribution, leave the funds invested for future distribution, or any combination of these options. Disability coverage is provided; the member may either transfer the account balance to the Pension Plan when approved for disability retirement to receive guaranteed lifetime monthly benefits under the Pension Plan, or remain in the Investment Plan and rely upon that account balance for retirement income.

The District's had no pension expense for the Investment Plan for the fiscal year ended September 30, 2019.

REQUIRED SUPPLEMENTARY INFORMATION

REQUIRED SUPPLEMENTARY INFORMATION
SCHEDULE OF TAYLOR COASTAL WATER AND SEWER DISTRICT PROPORTINATE SHARE OF NET PENSION LIABILITY
FLORIDA RETIREMENT SYSTEM AND HEALTH INSURANCE SUBSIDY PROGRAM
LAST 10 FISCAL YEARS*

	<u>2019</u>	<u>2018</u>	<u>2017</u>	<u>2016</u>	<u>2015</u>
City's proportion of the FRS net pension liability (asset)	0.000158035%	0.000260633%	0.000265166%	0.000272310%	0.000252002%
City's proportionate share of the FRS net pension liability (asset)	\$ 54,425	\$ 78,504	\$ 78,461	\$ 68,758	\$ 32,549
City's proportion of the HIS net pension liability (asset)	0.000237075%	0.000404051%	0.000412866%	0.000423084%	0.000364239%
City's proportionate share of the HIS net pension liability (asset)	26,526	42,765	44,145	49,309	37,147
City's proportionate share of the total net pension liability (asset)	<u>\$ 80,951</u>	<u>\$ 121,269</u>	<u>\$ 122,606</u>	<u>\$ 118,067</u>	<u>\$ 69,696</u>
City's covered-employee payroll	\$ 122,941	\$ 130,808	\$ 132,618	\$ 151,607	\$ 135,891
City's proportionate share of the net pension liability (asset) as a percentage of its covered-employee payroll	65.85%	92.71%	92.45%	77.88%	51.29%
Plan fiduciary net position as a percentage of the total pension liability	78.22%	79.86%	83.89%	96.00%	96.00%

Note 1) The amounts presented for each year were determined as of the June 30 year end of the Florida Retirement System

*GASB 68 requires information for 10 years. However, until a full 10-year trend is compiled, only those years for which information is available is presented.

**REQUIRED SUPPLEMENTARY INFORMATION
SCHEDULE OF TAYLOR COASTAL WATER SEWER DISTRICT CONTRIBUTIONS
FLORIDA RETIREMENT SYSTEM AND HEALTH INSURANCE SUBSIDY PROGRAM
LAST 10 FISCAL YEARS***

	2019	2018	2017	2016	2015
Contractually required FRS contribution	\$ 6,932	\$ 6,424	\$ 9,440	\$ 6,571	\$ 5,857
Contractually required HIS contribution	3,379	3,131	4,601	3,202	2,854
Total Contractually Required Contributions	10,311	9,555	14,041	9,773	8,711
Contributions in relation to the contractually required contribution	(10,311)	(9,555)	(14,041)	(9,773)	(8,711)
Contribution deficiency (excess)	\$ -	\$ -	\$ -	\$ -	\$ -
Administration's covered-employee payroll	\$ 122,941	\$ 130,808	\$ 132,618	\$ 151,607	\$ 135,891
Contributions as a percentage of covered-employee payroll	8.39%	7.30%	10.59%	6.45%	6.41%

*GASB 68 requires information for 10 years. However, until a full 10-year trend is compiled, only those years for which information is available is presented.

NOTES TO THE REQUIRED SUPPLEMENTARY INFORMATION

Net Pension Liability

The components of the collective net pension liability of the participating employers for each defined benefit plan for the measurement date of September 30, 2019, are shown below (in thousands):

	FRS	HIS
Total Pension Liability	\$ 198,012,334	\$ 11,491,044
Plan fiduciary net position	(163,573,726)	(302,045)
Net Pension Liability	\$ 34,438,608	\$ 11,188,999

Plan Fiduciary Net Position as a Percentage

of the Total Pension Liability	82.61%	2.63%
--------------------------------	--------	-------

The total pension liability for each plan was determined by the plans' actuary and reported in the plans' valuations dated July 1, 2019. The fiduciary net position used by the actuary to determine the net pension liability (as shown above) was determined on the same basis used by the plan. The fiduciary net position is reported in the financial statements and the net pension liability is disclosed in the notes to the financial statements. Update procedures were not used.

The HIS actuarial valuation was prepared as of July 1, 2018, and update procedures were used to determine liabilities as of July 1, 2019. The fiduciary net position used by the actuary to determine the net pension liability (as shown above) was determined on the same basis used by the Plan. The fiduciary net position is reported in the financial statements and the net pension liability is disclosed in the notes to the financial statements.

Basis for Allocation

The employer's proportionate share reported in the pension allocation schedules was calculated using accrued retirement contributions related to the reporting periods included in the System's fiscal years ending June 30, 2016 through 2019, for employers that were members of the FRS and HIS during those fiscal years. For fiscal year 2019, in addition to contributions from employers the required accrued contributions for the Division (paid on behalf of the Division's employees who administer the Plans) were allocated to each employer on a proportionate basis. The Division administers the Plans, and therefore, cannot allocate a portion of the liability to itself. Although GASB 68 encourages the use of the employers' projected long-term contribution effort to the retirement plan, allocating on the basis of historical employer contributions is acceptable. The aggregate employer contribution amounts for each fiscal year agree to the employer contribution amounts reported in the system's CAFR for that fiscal year.

The proportion calculated based on contributions for each of the fiscal years presented in the pension allocation schedules was applied to the net pension liability and other pension amounts applicable for that fiscal year to determine each employer's proportionate share of the liability, deferred outflows of resources, deferred inflow of resources and associated pension expense.

For the purposes of the pension allocation schedules, pension amounts are allocated to reporting employers. The pension amounts of participating employers whose payrolls are reported and contributions are remitted by another entity are included in the reporting employer's amounts and will be allocated to the participating employer by the reporting employer.

Actuarial Methods and Assumptions

Actuarial assumptions for both cost-sharing defined benefit plans are reviewed annually by the Florida Retirement System Actuarial Assumptions Conference. The FRS Pension Plan has a valuation performed annually. The HIS Program has a valuation performed biennially that is updated for GASB reporting in the year a valuation is not performed. The most recent experience study for the FRS Pension Plan was completed in 2019 for the period July 1, 2013 through June 30, 2018. Because the HIS Program is funded on a pay-as-you-go basis, no experience study has been completed for that program. The actuarial assumptions that determined the total pension liability for the HIS Program were based on certain results of the most recent experience study for the FRS Pension Plan.

The total pension liability for each cost-sharing defined benefit plan was determined using the individual entry age actuarial cost method. Inflation increases for both Plans is assumed at 2.60%. Payroll growth, including inflation, for both Plans is assumed at 3.25%. The discount rate used for the FRS Pension Plan is 6.90% and the long-term expected rate of return used for FRS Pension Plan investments is 6.90%.

Because the HIS Program uses a pay-as-you-go funding structure, a municipal bond rate of 3.50% was used to determine the total pension liability for the program (Bond Buyer General Obligation 20-Bond Municipal Bond Index). Mortality assumptions for both Plans were based on the Generational RP-2000 with Projection Scale BB tables (refer to the valuation reports for more information – See Additional Financial and Actuarial Information).

The following changes in actuarial assumptions occurred in 2019:

FRS: The long-term expected rate of return was decreased from 7.00% to 6.90%, and the mortality assumptions was changed from Generational RP-2000 with Projection Scale BB tables to the PUB-2010 base table, projected generationally with Scale MP-2018.

HIS: The municipal bonds rate used to determine total pension liability was decreased from 3.87% to 3.50%.

COMPLIANCE SECTION

**TAYLOR COASTAL WATER AND SEWER DISTRICT
SCHEDULE OF EXPENDITURES OF FEDERAL AWARDS
For the Fiscal Year Ended September 30, 2019**

<u>Grantor/Program Title</u>	<u>CFDA #</u>	<u>Contract Number</u>	<u>Award Amount</u>	<u>Reported in Prior Years</u>	<u>Revenue Recognized</u>	<u>Expenditures</u>
FEDERAL AWARDS						
NON MAJOR PROGRAMS						
U.S. Department of Homeland Security - Federal Emergency Management Agency passed through Florida Executive Office of the Governor	97.036	17-PA-W1-03-72-09-076	<u>\$ 829,888</u>	<u>\$ 81,135</u>	<u>\$ 90,791</u>	<u>\$ 90,791</u>
Total federal awards			<u><u>\$ 829,888</u></u>	<u><u>\$ 81,135</u></u>	<u><u>\$ 90,791</u></u>	<u><u>\$ 90,791</u></u>

See notes to the schedule of expenditures of federal awards.

TAYLOR COASTAL WATER AND SEWER DISTRICT

Notes to Schedule of Expenditures of Federal Awards

For the Fiscal Year Ended September 30, 2019

NOTE 1. SUMMARY OF SIGNIFICANT ACCOUNTING POLICIES

The accounting policies and presentation of the Schedule of Expenditures of Federal Awards of the Taylor Coastal Water and Sewer District (the "District") have been designed to conform to generally accepted accounting principles as applicable to governmental units, including the reporting and compliance requirements of the Audits of States, Local Governments, and Non-Profit Organizations and Office of Management and Budget *Uniform Guidance*.

A. Reporting Entity

This reporting entity consists of the Taylor Coastal Water and Sewer District. The District includes a Schedule of Expenditures of Federal Awards in the compliance Section for the purpose of additional analysis.

B. Basis of Accounting

Basis of accounting refers to when revenues and expenditures or expenses are recognized in the accounts and reported in the financial statements. Basis of accounting relates to the timing of the measurements made, regardless of the measurement focus.

The accrual basis of accounting is followed in the Schedule of Expenditures of Federal Awards. Under the modified accrual basis, revenues are recognized when they become measurable and available. Revenues are considered to be available when they are collectible within the current period or soon enough thereafter to pay liabilities of the current period. For this purpose, the District considers revenues to be available if they are collected within 60 days after the end of the current fiscal period. Expenditures generally are recorded when a liability is incurred, as under accrual accounting.

INDEPENDENT AUDITOR'S REPORT ON INTERNAL CONTROL OVER FINANCIAL REPORTING AND ON COMPLIANCE AND OTHER MATTERS BASED ON AN AUDIT OF FINANCIAL STATEMENTS PERFORMED IN ACCORDANCE WITH *GOVERNMENT AUDITING STANDARDS*

To the Board of Commissioners
Taylor Coastal Water and Sewer District

We have audited, in accordance with the auditing standards generally accepted in the United States of America and the standards applicable to financial audits contained in *Government Auditing Standards* issued by the Comptroller General of the United States, the financial statements of the business-type activities of Taylor Coastal Water and Sewer District, as of and for the year ended September 30, 2018, and the related notes to the financial statements, which collectively comprise Taylor Coastal Water and Sewer District's basic financial statements, and have issued our report thereon dated June 3, 2019.

Internal Control Over Financial Reporting

In planning and performing our audit of the financial statements, we considered Taylor Coastal Water and Sewer District's internal control over financial reporting (internal control) to determine the audit procedures that are appropriate in the circumstances for the purpose of expressing our opinion on the financial statements, but not for the purpose of expressing an opinion on the effectiveness of Taylor Coastal Water and Sewer District's internal control. Accordingly, we do not express an opinion on the effectiveness of Taylor Coastal Water and Sewer District's internal control.

A *deficiency in internal control* exists when the design or operation of a control does not allow management or employees, in the normal course of performing their assigned functions, to prevent, or detect and correct, misstatements on a timely basis. A *material weakness* is a deficiency, or a combination of deficiencies, in internal control, such that there is a reasonable possibility that a material misstatement of the entity's financial statements will not be prevented, or detected and corrected on a timely basis. A *significant deficiency* is a deficiency, or a combination of deficiencies, in internal control that is less severe than a material weakness, yet important enough to merit attention by those charged with governance.

Our consideration of internal control was for the limited purpose described in the first paragraph of this section and was not designed to identify all deficiencies in internal control that might be material weaknesses or, significant deficiencies. Given these limitations, during our audit we did not identify any deficiencies in internal control that we consider to be material weaknesses. However, we identified the following deficiency in internal control over financial reporting that we consider to be a significant deficiency in internal control over financial reporting.

**Finding 2010-1 (Excess of third consecutive year)
Financial Statement Preparation**

A system of internal control over financial reporting includes controls over financial statement preparation, including footnote disclosures. While your auditor can assist with the preparation of your financial statements and related footnotes, the financial statements are the responsibility of management. A deficiency in internal control exists when the government does not have the expertise necessary to prevent, detect, and correct misstatements. A deficiency in internal control exists in instances where Taylor Coastal Water and Sewer District is not capable of drafting the financial statements and all required footnote disclosures in accordance with generally accepted accounting principles. Possessing suitable skill, knowledge, or experience to oversee services an auditor provides in

assisting with financial statement presentation requires a lower level of technical knowledge than the competence required to prepare the financial statements and disclosures.

MANAGEMENT'S RESPONSE

We agree with this finding. We are a very small government and have used our available resources to employ a competent bookkeeper who maintains excellent accounting records and provides accurate monthly financial reports prepared generally on the cash basis. We likewise have confidence in our audit firm to utilize these records and prepare annual financial statements in the required formats and with all associated note disclosures. Both staff and the Board of Commissioners review the annual financial reports and have the opportunity to ask the auditor any questions regarding the report prior to its formal presentation. The report is formally presented by the auditor at a scheduled meeting of the Board of Commissioners.

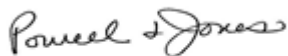
At this time, we do not believe it would be a justifiable expense to employ another accountant on either a part-time or full-time basis to prepare the annual financial statements. We thus accept this required disclosure finding and will continue to monitor this situation in the future.

Compliance and Other Matters

As part of obtaining reasonable assurance about whether Taylor Coastal Water and Sewer District's financial statements are free from material misstatement, we performed tests of its compliance with certain provisions of laws, regulations, contracts, and grant agreements, noncompliance with which could have a direct and material effect on the determination of financial statement amounts. However, providing an opinion on compliance with those provisions was not an objective of our audit, and accordingly, we do not express such an opinion. The results of our tests disclosed no instances of noncompliance or other matters that are required to be reported under *Government Auditing Standards*.

Purpose of this Report

The purpose of this report is solely to describe the scope of our testing of internal control and compliance and the results of that testing, and not to provide an opinion on the effectiveness of the entity's internal control or on compliance. This report is an integral part of an audit performed in accordance with *Government Auditing Standards* in considering the entity's internal control and compliance. Accordingly, this communication is not suitable for any other purpose.



POWELL & JONES
Certified Public Accountants
March 31, 2020

**MANAGEMENT LETTER REQUIRED BY
CHAPTER 10.550, RULES OF THE AUDITOR GENERAL**

To the Board of Commissioners
Taylor Coastal Water and
Sewer District

We have audited the basic financial statements of Taylor Coastal Water and Sewer District (District) as of and for the year ended September 30, 2019, and have issued our report thereon dated March 31, 2020.

We have issued our Report on Internal Control Over Financial Reporting and on Compliance and Other Matters Based on an Audit of Financial Statements Performed in Accordance with *Government Auditing Standards* dated March 31, 2020. Disclosures in that report, should be considered in conjunction with this management letter.

We conducted our audit in accordance with auditing standards generally accepted in the United States of America, and *Government Auditing Standards* issued by the Comptroller General of the United States. Additionally, our audit was conducted in accordance with the provisions of Chapter 10.550, *Rules of the Auditor General*, which govern the conduct of local governmental entity audits performed in the State of Florida and require that the following be addressed in this letter:

PRIOR YEAR FINDINGS – There were no reportable findings during the prior year.

CURRENT YEAR FINDINGS – There were no reportable findings during the current year.

FINANCIAL COMPLIANCE MATTERS

Financial Emergency Status – We determined that the District did not meet any of the conditions described in Section 218.503(1), *Florida Statutes*, that might result in a financial emergency.

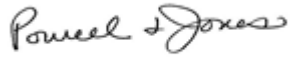
Financial Condition Assessment Procedures – As required by the *Rules of the Auditor General*, (Sections 10.554(1)(i)7.c and 10.556(7), we applied financial condition assessment procedures to the District’s financial statements. It is management’s responsibility to monitor the entity’s financial condition, and our financial condition assessment was based in part on representations made by management and the review of financial information they provided.

We noted no deteriorating financial conditions as defined by Rule 10.544(2)(f).

Our audit did not disclose any further items that would be required to be reported under the *Rules of the Auditor General*, Chapter 10.550.

CONCLUSION

We very much enjoyed the challenge and experiences with our audit of the District. We appreciate the helpful assistance of District staff in completing our audit and also the generally high quality of the District's financial records and internal controls.

A handwritten signature in cursive script, reading "Powell & Jones", enclosed within a thin black rectangular border.

POWELL & JONES
Certified Public Accountants
March 31, 2020

INDEPENDENT ACCOUNTANT'S REPORT

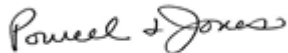
To the Board of Commissioners
Taylor Coastal Water and
Sewer District

We have examined Taylor Coastal Water and Sewer District's compliance with Section 218.415, *Florida Statutes*, regarding the investment of public funds during the year ended September 30, 2019. Management is responsible for the District's compliance with those requirements. Our responsibility is to express an opinion on the District's compliance based on our examination.

Our examination was conducted in accordance with attestation standards established by the American Institute of Certified Public Accountants and, accordingly, included examining, on a test basis, evidence about the District's compliance with those requirements and performing such other procedures as we considered necessary in the circumstances. We believe that our examination provides a reasonable basis for our opinion. Our examination does not provide a legal determination on the District's compliance with specified requirements.

In our opinion, the District complied, in all material respects, with the aforementioned requirements for the year ended September 30, 2019.

This report is intended solely for the information and use of the District and the Auditor General, State of Florida, and is not intended to be and should not be used by anyone other than these specified parties.



POWELL & JONES
Certified Public Accountants
March 31, 2020

Communication with Those Charged with Governance

To the Board of Commissioners
Taylor Coastal Water and Sewer District

We have audited the financial statements of Taylor Coastal Water and Sewer District for the year ended September 30, 2019. Professional standards require that we provide you with information about our responsibilities under generally accepted auditing standards and *Government Auditing Standards*, as well as certain information related to the planned scope and timing of our audit. Professional standards also require that we communicate to you the following information related to our audit.

Significant Audit Findings

Qualitative Aspects of Accounting Practices

Management is responsible for the selection and use of appropriate accounting policies. The significant accounting policies used by Taylor Coastal Water and Sewer District are described Note 1 to the financial statements. No new accounting policies were adopted and the application of existing policies was not changed during 2019. We noted no transactions entered into by the governmental unit during the year for which there is a lack of authoritative guidance or consensus. All significant transactions have been recognized in the financial statements in the proper period.

Accounting estimates are an integral part of the financial statements prepared by management and are based on management's knowledge and experience about past and current events and assumptions about future events. Certain accounting estimates are particularly sensitive because of their significance to the financial statements and because of the possibility that future events affecting them may differ significantly from those expected. There are no sensitive estimates affecting Taylor Coastal Water and Sewer District's financial statements.

Certain financial statement disclosures are particularly sensitive because of their significance to financial statement users. There are no sensitive disclosures affecting the financial statements.

Difficulties Encountered in Performing the Audit

We encountered no significant difficulties in dealing with management in performing and completing our audit.

Corrected and Uncorrected Misstatements

Professional standards require us to accumulate all known and likely misstatements identified during the audit, other than those that are trivial, and communicate them to the appropriate level of management. There were no such misstatements identified during our audit.

Disagreements with Management

For purposes of this letter, professional standards define a disagreement with management as a financial accounting, reporting, or auditing matter, whether or not resolved to our satisfaction, that could be significant to the financial statements or the auditor's report. We are pleased to report that no such disagreements arose during the course of our audit.

Management Representations

We have requested certain representations from management that are included in the management representation letter dated March 31, 2020

Management Consultations with Other Independent Accountants

In some cases, management may decide to consult with other accountants about auditing and accounting matters, similar to obtaining a “second opinion” on certain situations. If a consultation involves application of an accounting principle to the governmental unit’s financial statements or a determination of the type of auditor’s opinion that may be expressed on those statements, our professional standards require the consulting accountant to check with us to determine that the consultant has all the relevant facts. To our knowledge, there were no such consultations with other accountants.

Other Audit Findings or Issues

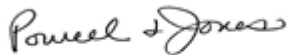
We generally discuss a variety of matters, including the application of accounting principles and auditing standards, with management each year prior to retention as the governmental unit’s auditors. However, these discussions occurred in the normal course of our professional relationship and our responses were not a condition to our retention.

Other Information in Documents Containing Audited Financial Statements

With respect to the supplementary information accompanying the financial statements, we made certain inquiries of management and evaluated the form, content, and methods of preparing the information to determine that the information complies with accounting principles generally accepted in the United States of America, the method of preparing it has not changed from the prior period, and the information is appropriate and complete in relation to our audit of the financial statements. We compared and reconciled the supplementary information to the underlying accounting records used to prepare the financial statements or to the financial statements themselves.

This information is intended solely for the use of the Board of Commissioners and management of Taylor Coastal Water and Sewer District, and is not intended to be and should not be used by anyone other than these specified parties.

Very truly yours,



POWELL & JONES
Certified Public Accountants
March 31, 2020